

**APPENDIX Y  
Officer JAC Survey August 2009 - Results Overview**

**Return Rate: 58.68%\***

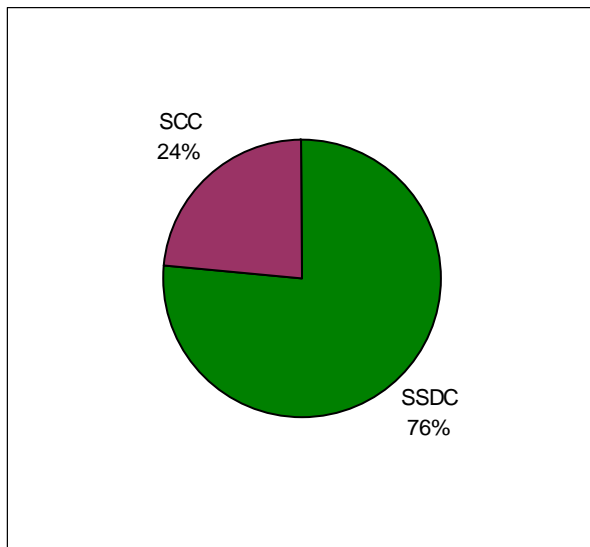
\*Based on 29 possible respondents.

**Survey Results:**

Please note, all percentages are of the total number of actual respondents (17).

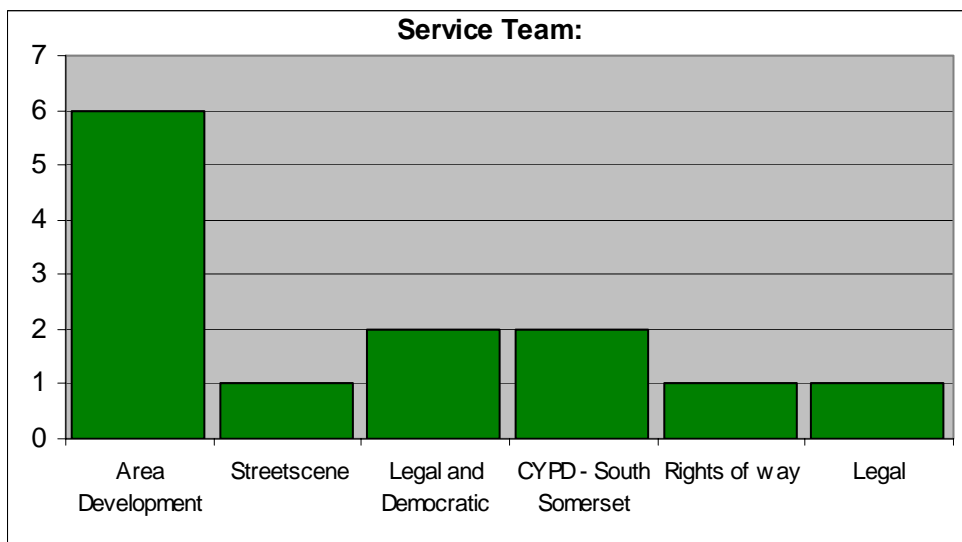
**Are you an officer of:**

SSDC	13	76.47%
SCC	4	23.53%



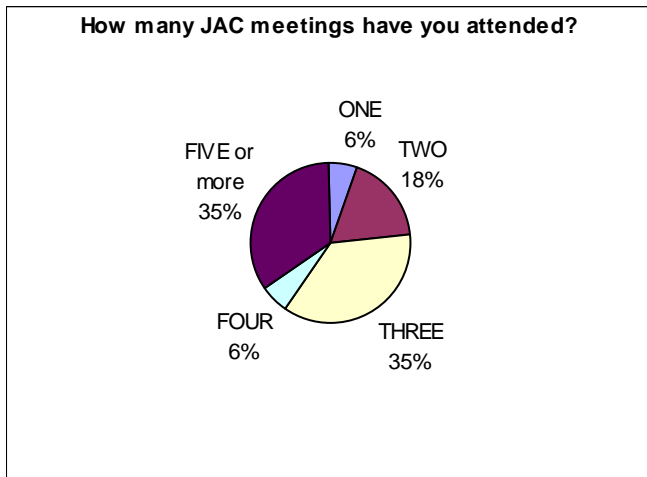
**Service Team**

Area Development	6	35.29%
Streetscene	1	5.88%
Legal and Democratic Services	2	11.76%
CYPD - South Somerset	2	11.76%
Rights of way	1	5.88%
Legal	1	5.88%
No Reply	4	23.53%



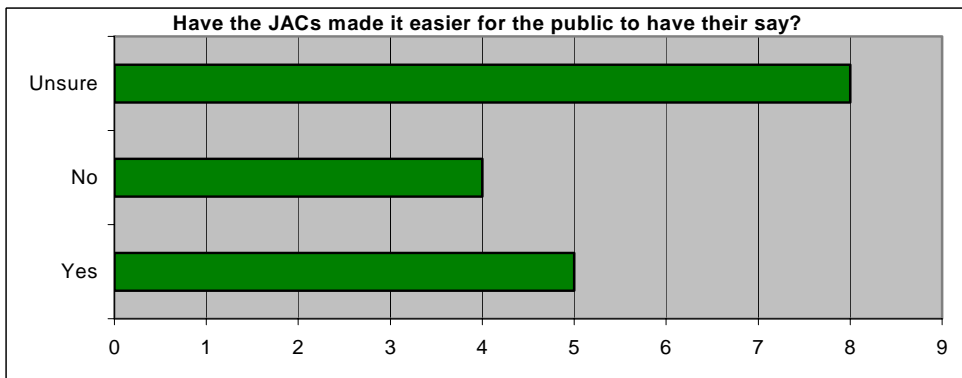
**How many JAC meetings have you attended?**

ONE	1	5.88%
TWO	3	17.65%
THREE	6	35.29%
FOUR	1	5.88%
FIVE or more	6	35.29%



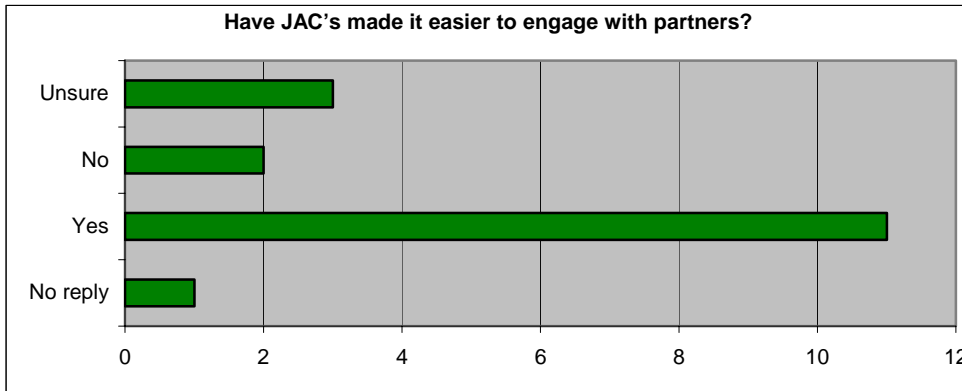
**Have JAC's made it easier for the public to have their say?**

Yes	5	29.41%
No	4	23.53%
Unsure	8	47.06%



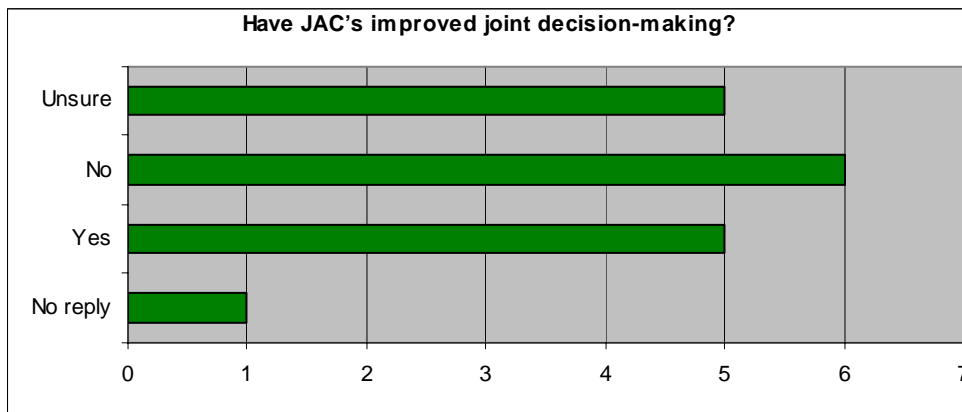
**Have JAC's made it easier to engage with partners?**

No reply	1	5.88%
Yes	11	64.71%
No	2	11.76%
Unsure	3	17.65%



**Have JAC's improved joint decision-making?**

No reply	1	5.88%
Yes	5	29.41%
No	6	35.29%
Unsure	5	29.41%

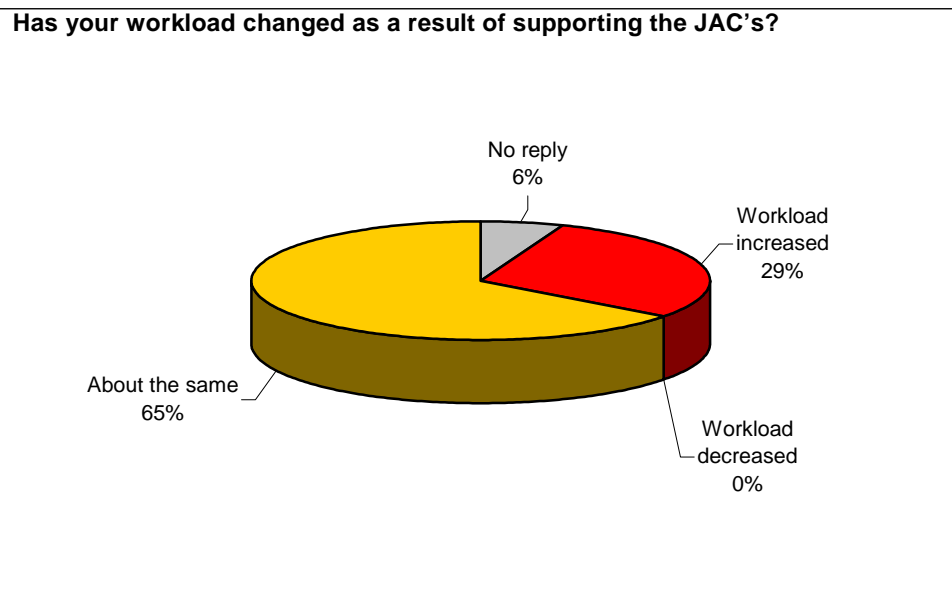


**Has your workload changed as a result of supporting the JAC's?**

No reply	1	5.88%
Workload increased	5	29.41%
Workload decreased	0	35.29%
About the same	11	29.41%

**Further Comments:**

- Cannot comment - only attended one to brief
- They are an additional time commitment.

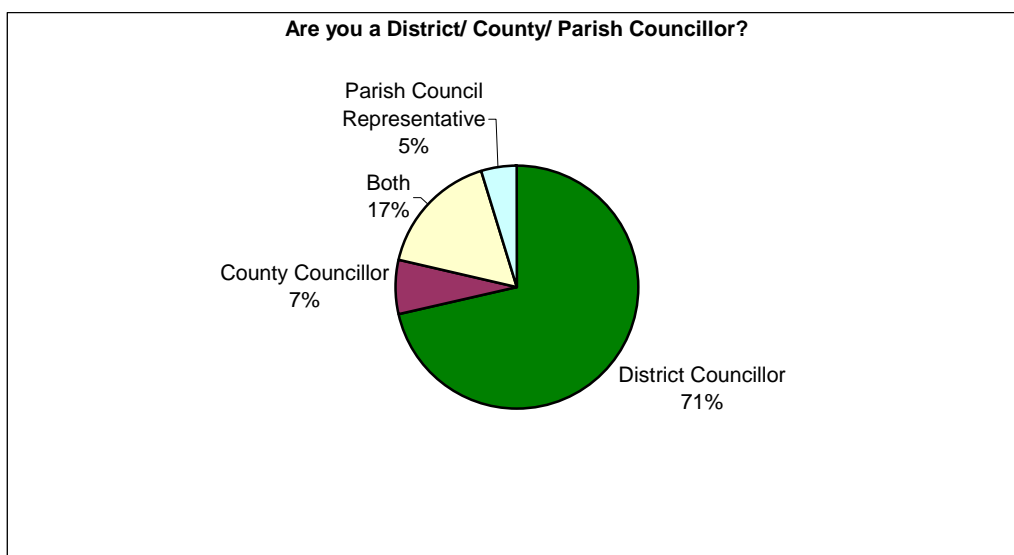


**JAC Member Survey July 2009  
Results Summary**

**Response Rate: 61.76%**

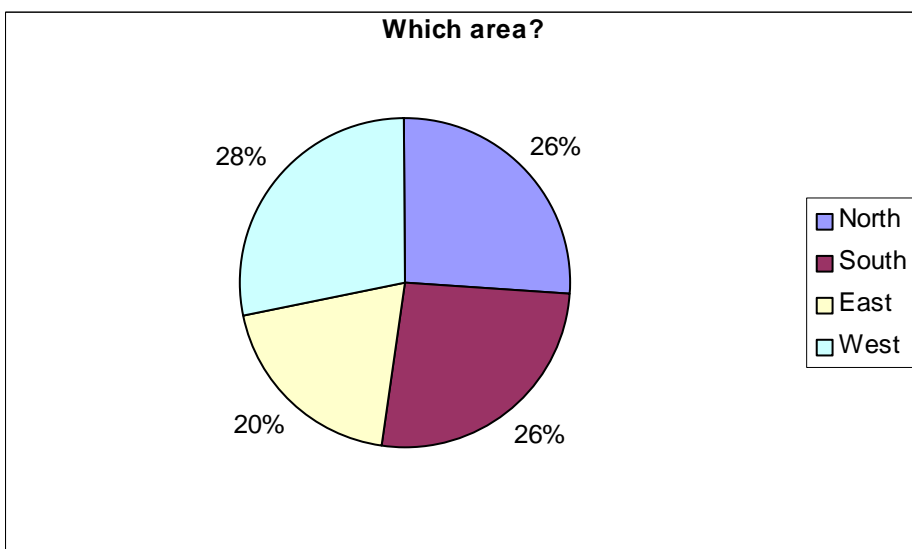
**Q1. Are you a District/ County Councillor?**

District Councillor	30	71.43%
County Councillor	3	7.14%
Both	7	16.67%
Parish Council Representative	2	4.76%



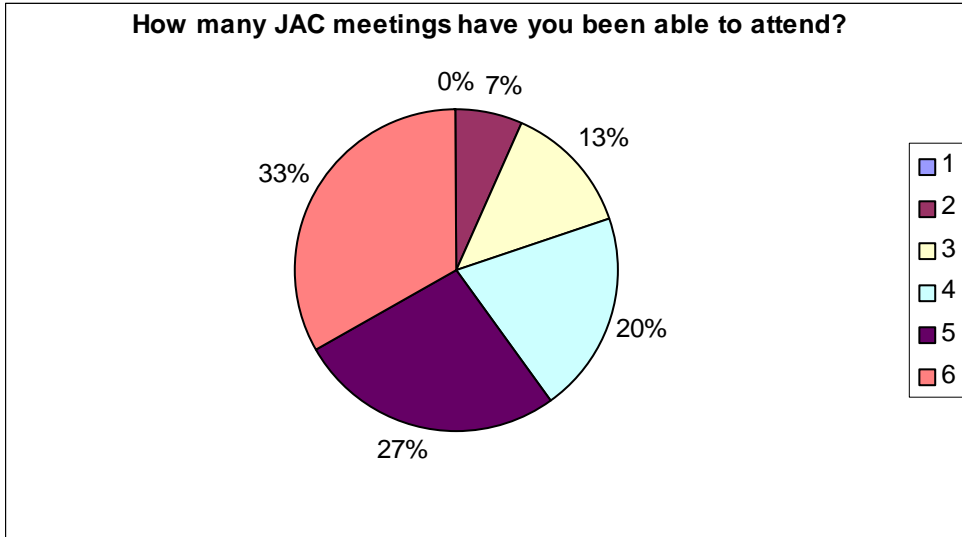
**Q2. Which area:**

North	12	26.09%
South	12	26.09%
East	9	19.57%
West	13	28.26%



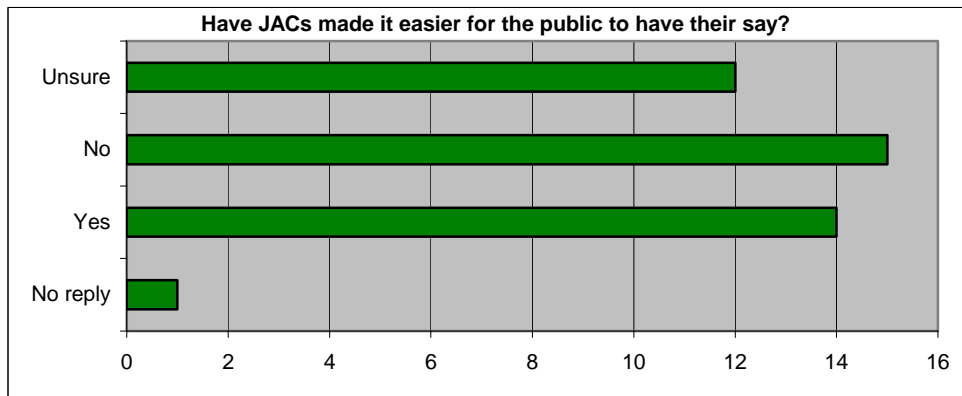
**Q3. How many JAC meetings have you been able to attend?**

No reply	3	7.14%
1	0	0.00%
2	1	2.38%
3	7	16.67%
4	14	33.33%
5	17	40.48%



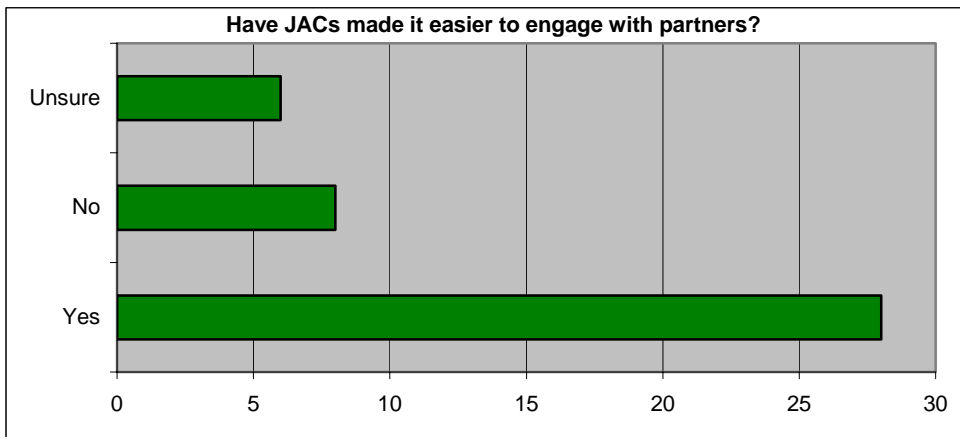
**Q4a. Have JAC made it easier for the public to have their say?**

No reply	1	2.38%
Yes	14	33.33%
No	15	35.71%
Unsure	12	28.57%



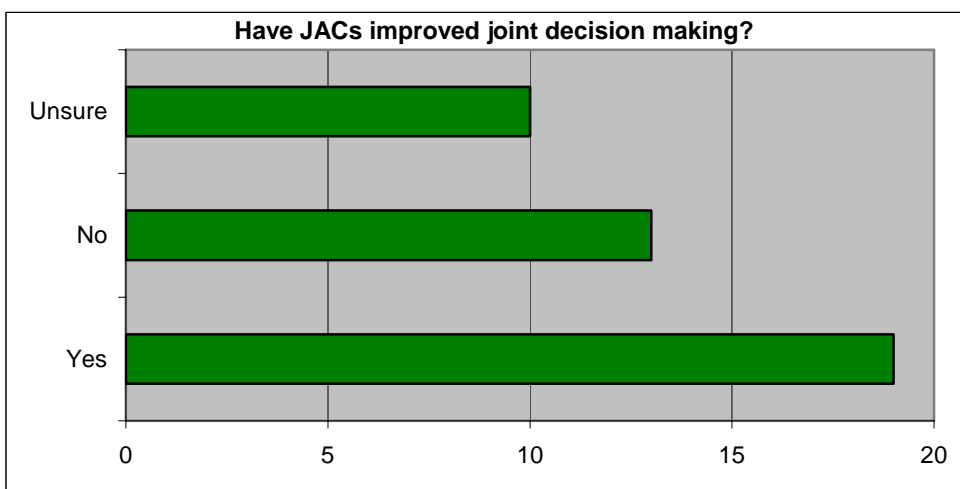
**Q4b. Have the JACs made it easier to engage with partners?**

Yes	28	66.67%
No	8	19.05%
Unsure	6	14.29%



**Q4c. Have JACs improved joint decision-making?**

Yes	19	45.24%
No	13	30.95%
Unsure	10	23.81%



**Comments Sections:**

The main themes are:

**Positive point:**

- Presentations by County Officers - very useful and informative, especially highways and education.

**Negative points:**

- Lengthy conversations, amount of councillors make the meetings too long.
- Poor attendance of County Councillors.

**Other:**

- Too early to assess.